

# BiliBed<sup>®</sup> Phototherapy Unit

QUICKSTART

## Extra Accessories:

## Specifications:

<b>936.0015</b>	Fluorescent light tube	<b>Power supply</b>	12V DC through power adapter 90-264V <20W
<b>800.0229</b>	Adjustable size Bilicombi, washable	<b>Light source</b>	Compact fluorescent special blue light tube
<b>808.0018</b>	Plastic cover	<b>Irradiance</b>	$E_{b,max} = 49W/m^2$
		<b>Tube life</b>	1500 hours
		<b>Technical standard</b>	EN 60601 -1;-1:1990 (IEC 60601-1;-1:1988+A1;-1:1991+A2;-1:1995) EN 60601 -2-50:2002
		<b>Size</b>	63 x 32,6 x 13,4 cm (L x W x H)
		<b>Weight</b>	4 kg
		<b>Warranty</b>	2 years



### Switzerland & International Sales

Medela AG, Medical Technology  
 Lättichstrasse 4b  
 6341 Baar/Switzerland  
 Phone +41 (0)41 769 51 51  
 Fax +41 (0)41 769 51 00  
 e-mail [info@medela.ch](mailto:info@medela.ch)  
[www.medela.ch](http://www.medela.ch)

## Putting the baby in the Bilicombi™ blanket



**1**

Attach the Bilicombi blanket to the baby support. See baby diagram on the bed for proper positioning.

**2**

Unzip the Bilicombi blanket.

**3**

Always lay the baby on his/her back in the Bilicombi blanket unless the physician tells you otherwise. See doctor for best sleeping positions for baby.

**4**

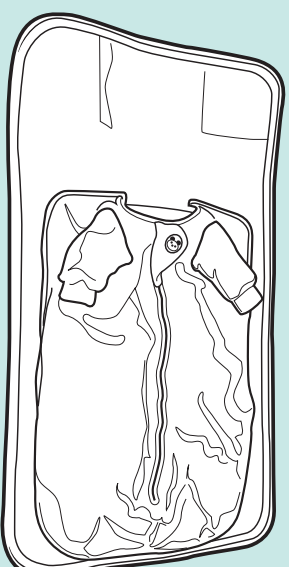
Put the arms of the baby into the sleeves of the Bilicombi blanket.

**5**

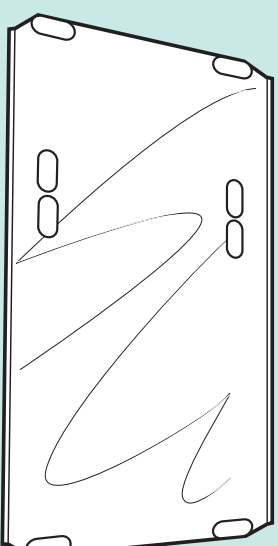
Zip/Fasten Velcro on the Bilicombi blanket. Close the Velcro fastener under the baby's chin.

Note: The BilBed is designed for use only with the Medela Bilicombi blanket. The Bilicombi keeps the baby warm and correctly positioned for effective phototherapy.

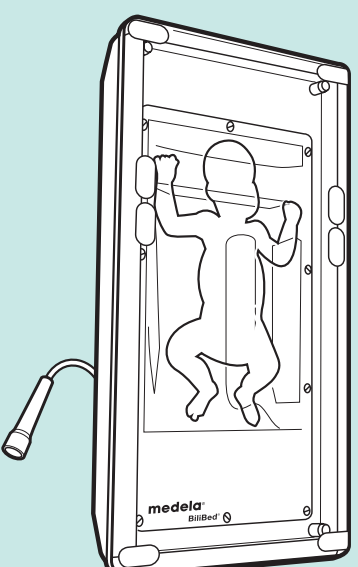
## BilBed® Phototherapy Unit



Bilicombi, the cuddly therapy blanket, keeps the baby warm and in the correct position.



The baby lies comfortably on a light permeable plastic support.



The irradiation unit is placed in the infant's crib or bassinet instead of a mattress.

**Caution:** During phototherapy, do not raise the baby's legs or head. The BilBed should only be used with baby lying down.

**Important:** Sufficient air must circulate around the BilBed. Frequently check on the baby during phototherapy treatment.

**Warning:** The BilBed is not designed for use in an incubator. Do not use the BilBed without a baby crib or bassinet.