

COVID-19 Symphony cleaning and disinfection recommendations for home rental

The virus causing COVID-19 and other endemic human coronaviruses (HCoV) can persist on surfaces like metal, glass or plastic for up to 3 days but transmission of the virus can be prevented with cleaning and use of disinfectant.

Reassurances

Medela adheres to the highest standards of hygiene and safety to safeguard against the spread of pathogens between users.

Cleaning and disinfection recommendations

Step 1

Only **authorised personnel** may enter cleaning and servicing area.






Step 2

All personnel must adhere to strict hand hygiene before entering and leaving designated area by regularly washing hands for a minimum of 20 seconds and using hand sanitiser at work stations.

Step 3

All personnel that are allocated to clean, decontaminate and service returned breast pumps must wear personal protective equipment (PPE).

What personal protective equipment should be worn?

Action		Rationale
Change clothing and shoes into work wear, wear designated area shoes		Microbial load can be transmitted on clothing and shoes
Regularly wash hands with clean hot water and soap for a minimum of 20 seconds. Dry with disposable clean paper towel. Use hand sanitiser after washing hands		Hand sanitiser must only be used on clean hands
Apply protective apron over clothing		To minimise splash back and to protect clothing
Apply protective eye wear / face visor		To minimise splash back from cleaning, and avoid disinfectant agent splash back to the eyes and glasses
Wear disposable non-sterile, non latex gloves		Ensure that all open grazes are covered with water-proof dressing or adhesive bandage. Additional protective wear against disinfectant agent and any potential microbiological load

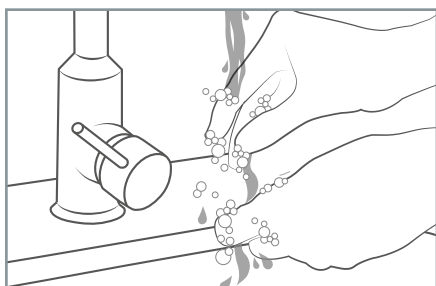
Cleaning and disinfecting returned breast pumps or pumps for repair / service

To clean – wipe down the breast pump with a clean, damp (not wet) cloth. Use drinking-quality water and basic washing-up liquid or a non-abrasive detergent. Let it stand for 5 minutes and allow to air dry.

To disinfect - wipe the pump housing with a clean, damp (not wet) cloth. You may use an alcohol-based disinfecting agent (minimum 70% alcohol). Let it stand for 5 minutes and allow to air dry.

A list of disinfectants approved for Symphony and proven effective against SARS-CoV-2 according to their manufacturers is available on the Medela COVID webpage.

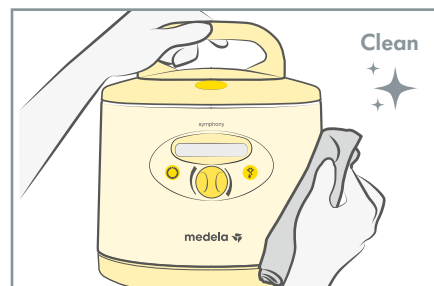
Cleaning and disinfection recommendations



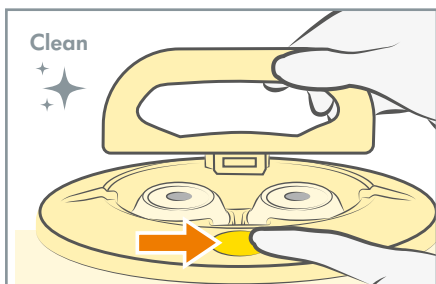
1. Wash hands for a minimum of 20 seconds with soap and hot water. Dry. Apply gloves and PPE.



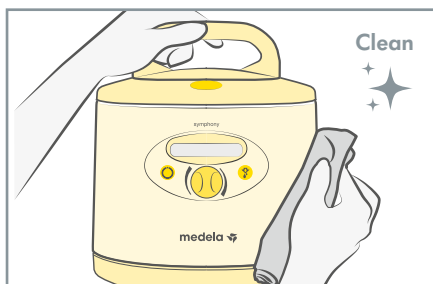
2. Apply detergent and wipe the outside and the inside of the case. Let it stand for 5 minutes and allow to air dry.



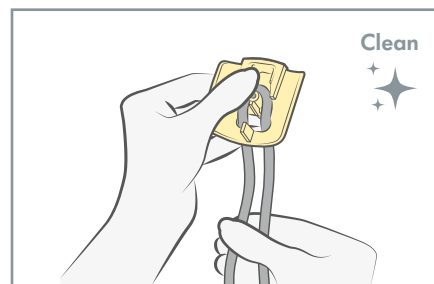
3. Apply detergent and wipe external surfaces of breast pump. Let it stand for 5 minutes and allow to air dry.



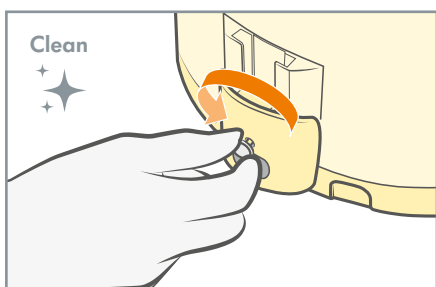
4. With damp cloth wipe handle and lid thoroughly. Clean push button thoroughly as well as the internal area.



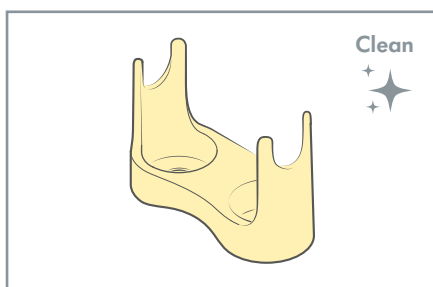
5. Wipe thoroughly with damp cloth taking care to clean display buttons and control knob.



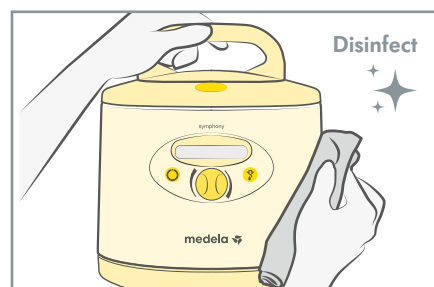
6. Wipe electrical cable thoroughly with damp cloth.



7. Remove card protector, and card. Wipe both with damp cloth.



8. Remove and place bottle holder in hot water and detergent, wash, rinse and dry.



9. Disinfect with an approved disinfectant wipe or agent. Allow to air dry. Follow steps 2-8 to disinfect the case, breast pump, cable and bottle holder.

Remove gloves as per PPE guidance. Wash hands immediately. Discard used cloths, wipes, gloves in to a plastic bag and seal or close it. These contents should be double bagged and disposed of daily.